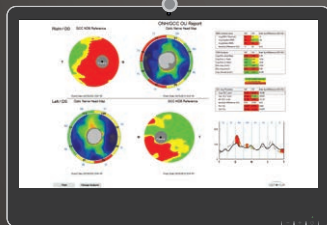


NETVUE PRO[®]

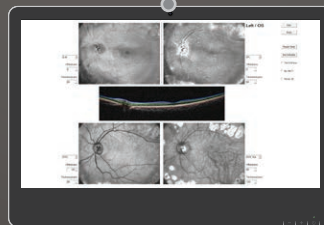
For **AVANTI[™]**
RTVUE XR

Bring the power and dynamics of your Avanti[™] to every room in your practice!



EXAM ROOM

1



EXAM ROOM

2

...



EXAM ROOM

8

With Optovue's networking software, you will be able to:

- Enhance practice efficiency
- Provide patient education
- Integrate with EMR software*
- Eliminate printing costs

NETVUE PRO[®]

For **AVANTI[™]**
RTVUE XR



Benefits

Enhance Practice Efficiency

- View and modify Avanti scans from up to 8 review stations
- Capture scans on a patient while other patient scans are being reviewed
- Enter patient data from a review station and enhance patient flow on your Avanti

Provide Patient Education

- Show scans interactively to patients in exam rooms

EMR (Electronic Medical Record) Integration*

- Save Avanti reports in EMR software
- Avoid manual data entry

Eliminate printing costs



Review Station Requirements

- Win XP 32-bit, Win 7 & 8 32-bit & 64-bit operating system**
- Monitor Resolution 1920x1080 (recommended), 1680x1050, 1600x1024, 1600x900 at 32-bit color
- 8 GB or more RAM recommended; Minimum 4 GB
- Processor speed of 3.0 GHz or higher recommended
- Quad core processor or higher recommended***
- Dedicated graphics card for 3D recommended
- USB2 Port(s) (as an option for data transfer)
- HD 120 GB or higher recommended; minimum 50 GB
- Recommended monitor viewing area of 17" diagonal or higher
- Mouse and Keyboard
- PC must be connected to the network
- Network bandwidth 1 Gbps or higher
- Touch screen supported for Win 8 only
- Tablets not supported

*Call to find out more about EMR Integration

** Certain 3D scans cannot be opened in 32-bit systems

*** Minimum: Intel Pentium Dual Core E5500

NETVUE PRO[®]

For RTVue[®] or iVue[®]

Bring the power and dynamics of your RTVue[®] or iVue[®] to every room in your practice!



EXAM ROOM

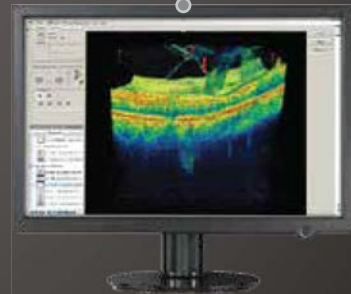
1



EXAM ROOM

2

...



EXAM ROOM

8

With Optovue's networking software, you will be able to:

- Enhance practice efficiency
- Provide patient education
- Integrate with EMR software*
- Eliminate printing costs

NETVUE PRO[®]

For RTVue[®] or iVue[®]



Benefits

Enhance Practice Efficiency

- View and modify RTVue or iVue scans from up to 8 review stations
- Capture scans on a patient while other patient scans are being reviewed
- Enter patient data from a review station and enhance patient flow on your RTVue or iVue

Provide Patient Education

- Show scans interactively to patients in exam rooms

EMR (Electronic Medical Record) Integration*

- Save RTVue or iVue reports in EMR software
- Avoid manual data entry

Eliminate printing costs



Review Station Requirements

- Win 8, Win 7, or Win XP Pro SP2 operating system (32 or 64 bit)
- 4 GB RAM
- Processor speed of 2.0 GHz or higher
- Quad core processor (Dual core for laptops)
- Dedicated graphics card for 3D
- DVD/CD ROM drive (to facilitate software updates)
- USB2 Port(s) (as an option for data transfer)
- Monitor resolution of 1280 x 1024 at 24 bit color (32 bit color recommended)
- Recommended monitor viewing area of 17" diagonal or higher
- Recommended mouse with scrolling wheel (3D zoom function)
- HD minimum 20 GB
- PC must be connected to a network
- 1 Gbps network speed recommended

*Call to find out more about EMR Integration